

# Detailed Ratchet Instructions

## You **MUST READ** all Warnings and Restrictions before use

Follow instructions on the back of this sheet for proper preparation of your ratchet strap

Follow your manufacturer's tree stand installation and set-up instructions for proper installation of ratchet strap.

**DO NOT** use this ratchet strap for towing, tie-downs, hanging items from, or any other applications besides tree stand usage.

**DO NOT** leave Ratchet Strap out in sunlight or other weather when not in use

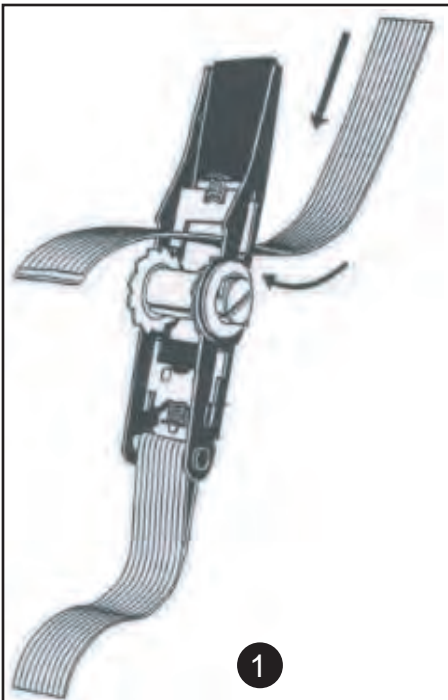
This Ratchet Strap is intended to be used strictly for tree stand applications **ONLY**

## Warning

1. **ALWAYS** read all warnings and instructions before each use of product. Failure to read all warnings and instructions before each use of product may result in serious injury or death.
2. Remove all contents from clamshell. Inspect for any damaged or missing pieces. **DO NOT** assemble to ladder stand if any parts are missing or damaged. Using the ratchet with missing or damaged parts may result in serious injury or death. Missing or damaged parts may be obtained from the address and phone number listed below.
3. **DO NOT** use ratchet if any parts are loose, bent or crooked.
4. **NEVER** use ratchet on a tree that is dead, diseased, leaning, or on wet and uneven ground as the tree may fall, break, or uproot and may result in serious injury or death.
5. **DO NOT** leave the ratchet outside all year round. It must be stored inside when not in use.
6. **NEVER** climb ladder stand without the ratchets in their proper positions on your stand
7. Use ratchet on trees with a minimum diameter of 9" and maximum of 20".
8. **ALWAYS** have a communication device on your person and easily accessible. Immediate access to another person may save your life. In the event of an accident, a rescue plan must be in place and able to be incorporated immediately.
9. **DO NOT** fall asleep in your stand as you may potentially fall out resulting in serious injury or death.
10. This Ratchet Strap is for replacement of ratchet straps included with your tree stand **ONLY**
11. Follow your manufacturer's tree stand installation and set-up instructions for proper installation of ratchet strap.
12. **DO NOT** use this ratchet strap for towing, tie-downs, or hanging
13. **DO NOT** leave ratchet strap out in sunlight or other weather when not in use
14. This ratchet strap is to be used strictly for tree stand applications **ONLY**

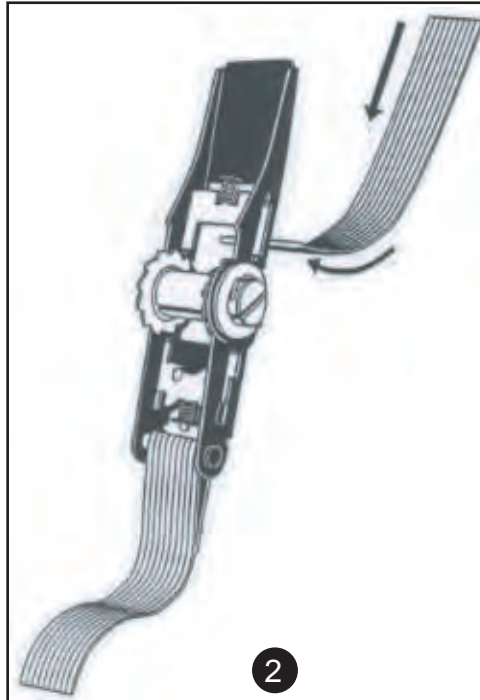
# Detailed Ratchet Instructions

READ other side for Warnings and Restrictions before use




1

Open ratchet handle flat and insert end of strap through opening.



2

Pull Strap through opening




3

Insert tag end of strap back through slot in ratchet wheel.



4

Ratchet handle back and forth to tighten strap



5

After strap is tight, close handle to the lock position



6

To release tension, push spring loaded retaining lock and simultaneously pull on strap.