


**MODEL: HEH00224**  
**DEER CART**


- Weight Capacity: 300lbs.

# FIELD & STREAM™



MODEL: HEH00224

THANK YOU! for purchasing the Field & Stream Deer Cart by Primal Vantage Company Inc.



*Deer Cart  
Shown Folded*

**Warning**

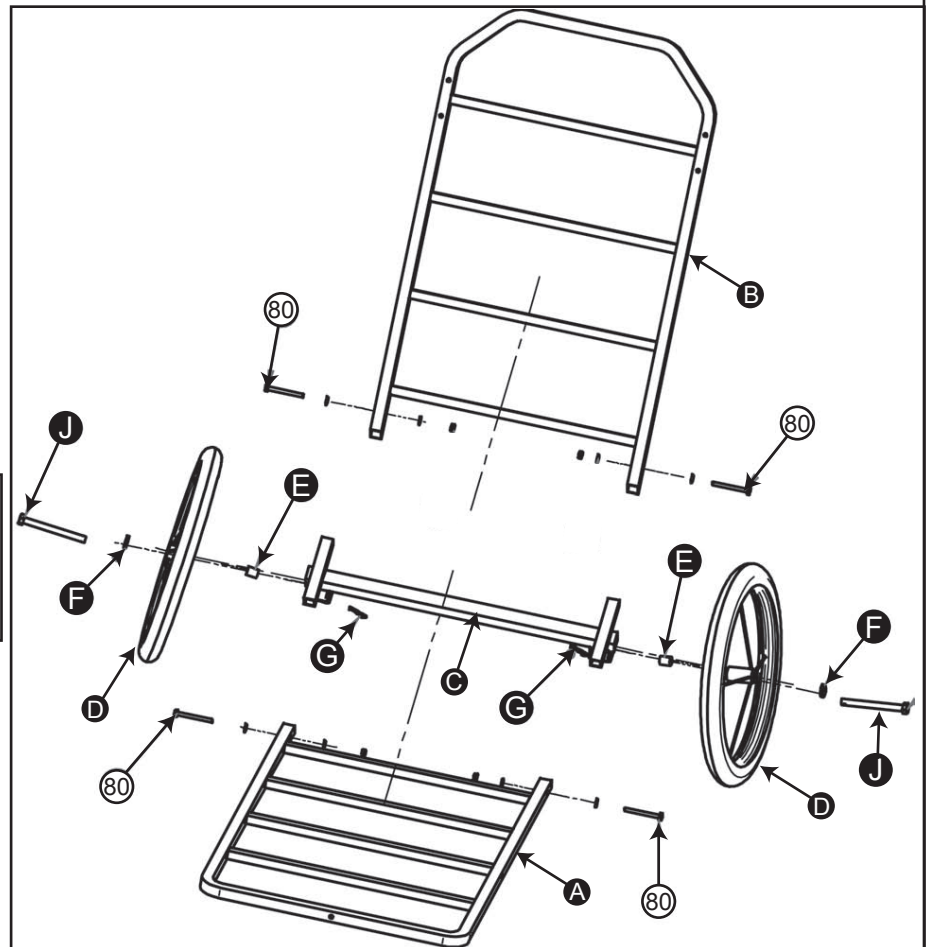
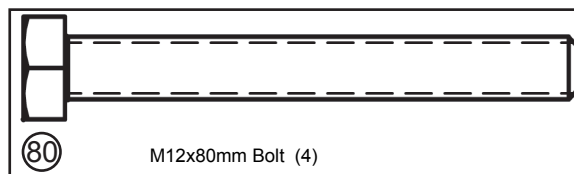

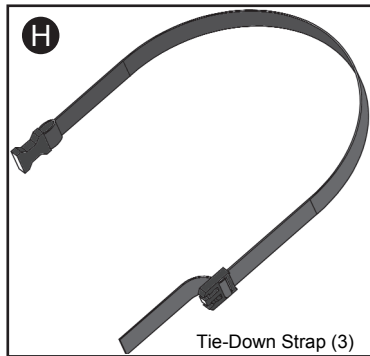
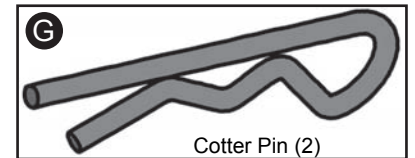
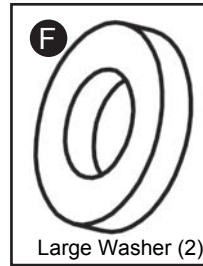
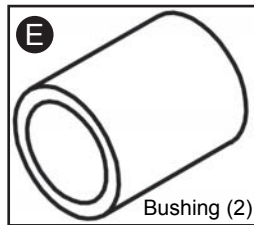
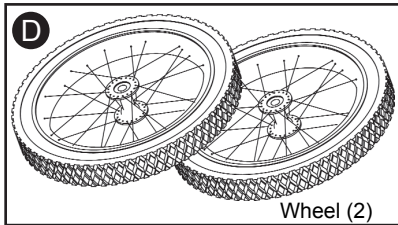
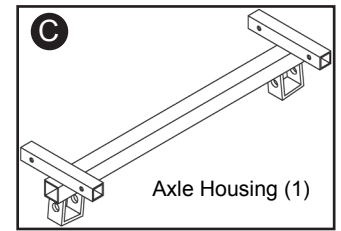
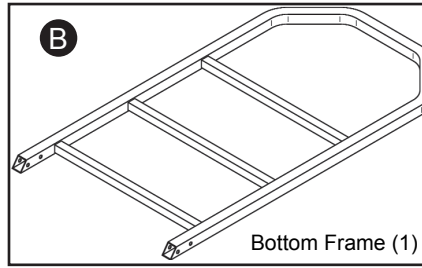
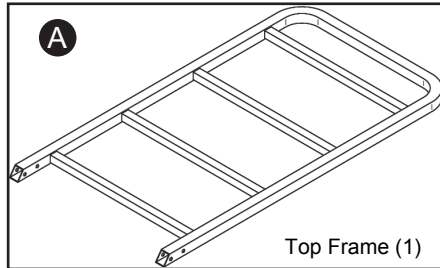
**THINK SAFETY!**

- **READ ALL INSTRUCTIONS PRIOR TO ASSEMBLING DEER CART**
- **DO NOT** assemble Deer Cart if any parts are missing or damaged
- **DO NOT** sit in or ride on Deer Cart. Sitting or riding on Deer Cart may result in serious injury or death
- **DO NOT** stand on Deer Cart. Standing on Deer Cart may result in serious injury or death.
- Weight limit of this Deer Cart is **300 lbs.**

DO NOT USE THIS PRODUCT BEFORE FULLY UNDERSTANDING ALL SAFETY WARNINGS AND INSTRUCTIONS. IF YOU HAVE QUESTIONS, ARE UNSURE ABOUT ANY INFORMATION OR NEED ADDITIONAL INFORMATION CONCERNING YOUR PRODUCT, CONTACT OUR CUSTOMER SERVICE DEPARTMENT AT 1-800-722-7345 OR VISIT [WWW.TREESTANDCUSTOMERSERVICE.COM](http://WWW.TREESTANDCUSTOMERSERVICE.COM). KEEP AND MAINTAIN THIS SAFETY AND INSTRUCTION MANUAL IN A SAFE LOCATION FOR FUTURE REFERENCE.

**MODEL: HEH00224  
DEER CART**

• Weight Capacity: 300lbs.



**Parts List**

<b>A</b>	1 Top Frame	Part # DTF-224
<b>B</b>	1 Bottom Frame	Part # DBF-224
<b>C</b>	1 Axle Housing	Part # DA-224
<b>D</b>	2 Wheel	Part # DW-224
<b>E</b>	2 Bushing	Part # DB-224
<b>F</b>	2 Large Washer	Part # DLW-224
<b>G</b>	2 Cotter Pin	Part # DCP-224
<b>H</b>	3 Tie-Down Strap	Part # DS-224
<b>J</b>	2 Clevis Pin	Part # DPC-224
<b>80</b>	4 M12x80mm Bolt	Part # 1280

**FIELD & STREAM™**